
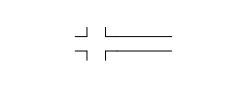
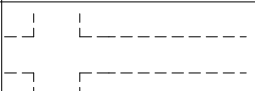
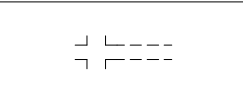

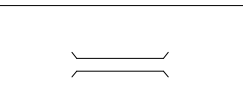
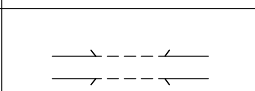
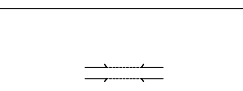

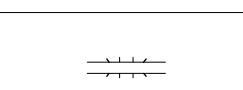
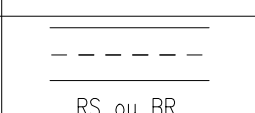
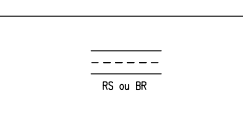




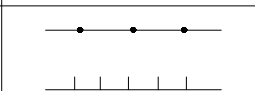
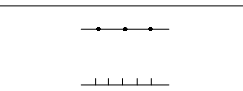
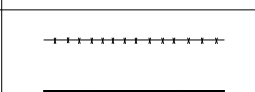

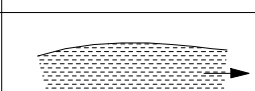
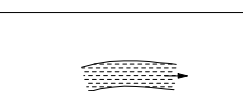
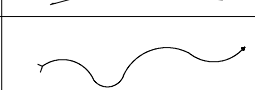
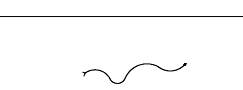
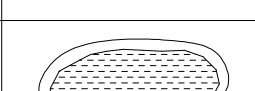
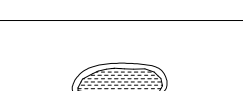
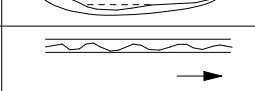
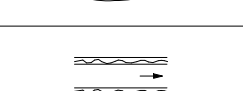
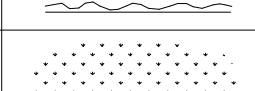
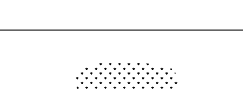






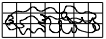










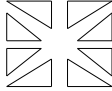



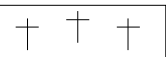



























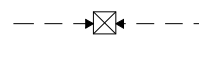
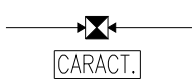
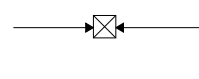
	<b>ORIENTAÇÃO TÉCNICA - DISTRIBUIÇÃO</b>	Número: OTD 035.01.01	Folha: 1/8
	<b>CRITÉRIOS DE ELABORAÇÃO DE PROJETOS – ANEXO 16 SIMBOLOGIA E NOMENCLATURA</b>	Emissão: 03/10/2005	Revisão 06/02/2007


DESCRIÇÃO	ESCALA	
	1:1000	1:5000
RUA EXISTENTE		
RUA PROJETADA		
PONTE		
TÚNEL		
VIADUTO		
RODOVIAS (ESTADUIAS – RS) (FEDERAIS – BR)		
ESTRADAS MUNICIPAIS E SECUNDÁRIAS		
VIA FÉRREA		
LINHA TELEFÔNICA TELEGRÁFICA		
CERCA DE ARAME MURO		
RIO, ARROIO (sentido da corrente)		
SANGA		
AÇUDE, LAGO		
CANAL		
TERRENO ALAGADIÇO		


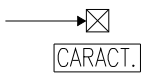

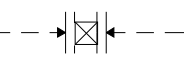

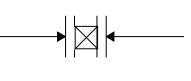

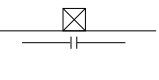















	<b>ORIENTAÇÃO TÉCNICA - DISTRIBUIÇÃO</b>	<b>Número:</b> OTD 035.01.01	<b>Folha:</b> 2/8
	<b>CRITÉRIOS DE ELABORAÇÃO DE PROJETOS – ANEXO 16 SIMBOLOGIA E NOMENCLATURA</b>	<b>Emissão:</b> 03/10/2005	<b>Revisão</b> 06/02/2007


DESCRIÇÃO	ESCALA	
	1:1000	1:5000
PRAIA OU AREIA		
MATO		
PARREIRAL		
MORRO		
VALETAS		
EROSÃO		
BARRANCO, CORTE, ATERRO		
TESTADA DE PRÉDIO		
PRAÇA		
IGREJA		
CEMITÉRIO		
ESCOLA		
COTA COMPROVADA		
REFERÊNCIA DE NÍVEL		



























	<b>ORIENTAÇÃO TÉCNICA - DISTRIBUIÇÃO</b>	Número: OTD 035.01.01	Folha: 3/8
	<b>CRITÉRIOS DE ELABORAÇÃO DE PROJETOS – ANEXO 16 SIMBOLOGIA E NOMENCLATURA</b>	Emissão: 03/10/2005	Revisão 06/02/2007


DESCRIÇÃO	PROJETADO	INSTALADO
POSTES		
POSTE OU CONTRAPOSTE DE MADEIRA		
POSTE DE CONCRETO CIRCULAR		
POSTE DE CONCRETO ORNAMENTAL		
POSTE DE CONCRETO DUPLO T		
POSTE DE AÇO		
POSTE DE AÇO ORNAMENTAL		
CONDUTORES		
CONDUTOR PRIMÁRIO		
CONDUTOR SECUNDÁRIO		
CRUZAMENTO COM LIGAÇÃO		
CRUZAMENTO SEM LIGAÇÃO		
ENCABEÇAMENTO/MUDANÇA BITOLA PRIM.		
ENCABEÇAMENTO/MUDANÇA BITOLA SEC.		





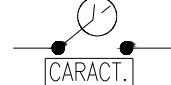



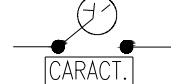

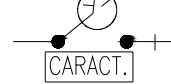


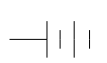



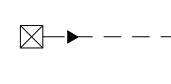
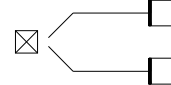
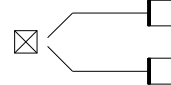
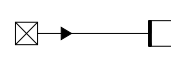
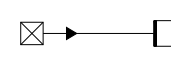

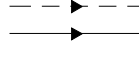
	<b>ORIENTAÇÃO TÉCNICA - DISTRIBUIÇÃO</b>	Número: OTD 035.01.01	Folha: 4/8
	<b>CRITÉRIOS DE ELABORAÇÃO DE PROJETOS – ANEXO 16 SIMBOLOGIA E NOMENCLATURA</b>	Emissão: 03/10/2005	Revisão 06/02/2007


DESCRIÇÃO	PROJETADO	INSTALADO
<b>CONDUTORES</b>		
ENCABEÇAMENTO SEC. EM TANGÊNCIA	 [CARACT.]	 [CARACT.]
SECCIONAMENTO DO PRIMÁRIO	 [CARACT.]	
SECCIONAMENTO DO SECUNDÁRIO	 [CARACT.]	
SECCIONAMENTO DO CONTROLE	 [CARACT.]	
ATERRAMENTO		
<b>ESTAUMENTOS</b>		
ESTAI DE ÂNCORA NORMAL - ea VERTICAL - ev	 [CARACT.]  [CARACT.]	 CARACT.  CARACT.
ESTAI DE POSTE A POSTE - epp	 [CARACT.]	 [CARACT.]
ESTAI DE CONTRAPOSTE - ecp	 [CARACT.]	 [CARACT.]
ESCORA DE SUBSOLO SIMPLES - ess DUPLA - esd	 [CARACT.]	 CARACT.
SAPATA PARA PÂNTANO	 [CARACT.]	
ESCORA	 [CARACT.]	



	<b>ORIENTAÇÃO TÉCNICA - DISTRIBUIÇÃO</b>	<b>Número:</b> OTD 035.01.01	<b>Folha:</b> 5/8
	<b>CRITÉRIOS DE ELABORAÇÃO DE PROJETOS – ANEXO 16 SIMBOLOGIA E NOMENCLATURA</b>	<b>Emissão:</b> 03/10/2005	<b>Revisão</b> 06/02/2007


DESCRIÇÃO	PROJETADO	INSTALADO
EQUIPAMENTOS		
TRANSFORMADOR DA CONCESSIONÁRIA	 CARACT.	 CARACT.
TRANSFORMADOR PARTICULAR	 CARACT.	 CARACT.
TRANSFORMADOR CONCES. EM CABINE	 CARACT.	 CARACT.
TRANSFORMADOR PARTICULAR EM CABINE	 CARACT.	 CARACT.
RELIGADOR MONOFÁSICO	 CARACT.	 CARACT.
RELIGADOR TRIFÁSICO	 CARACT.	 CARACT.
SECCIONALIZADOR MONOFÁSICO	 CARACT.	 CARACT.
SECCIONALIZADOR TRIFÁSICO	 CARACT.	 CARACT.
CAPACITOR FIXO	 CARACT.	 CARACT.
CAPACITOR AUTOMÁTICO	 CARACT.	 CARACT.
REGULADOR DE TENSÃO	 CARACT.	 CARACT.
CHAVE A ÓLEO UNIPOLAR	 CARACT.	 CARACT.
CHAVE A ÓLEO TRIPOLAR	 CARACT.	 CARACT.

	<b>ORIENTAÇÃO TÉCNICA - DISTRIBUIÇÃO</b>	Número: OTD 035.01.01	Folha: 6/8
	<b>CRITÉRIOS DE ELABORAÇÃO DE PROJETOS – ANEXO 16 SIMBOLOGIA E NOMENCLATURA</b>	Emissão: 03/10/2005	Revisão 06/02/2007

DESCRIÇÃO	PROJETADO	INSTALADO
EQUIPAMENTOS		
CHAVE FUSÍVEL SEM ABERT. EM CARGA		
CHAVE FUSÍVEL COM ABERT. EM CARGA		
CHAVE FACA UNIP. SEM ABERT. CARGA		
CHAVE FACA UNIP. COM ABERT. CARGA		
CHAVE FACA TRIP. SEM ABERT. CARGA		
CHAVE FACA TRIP. COM ABERT. CARGA		
PÁRA-RAIOS		
RAMAIS DE LIGAÇÃO		
RAMAL DE LIGAÇÃO PRIMÁRIO AÉREO		
RAMAL DE LIGAÇÃO PRIMÁRIO SUBTERR.		
RAMAL DE LIGAÇÃO SECUND. AÉREO		
RAMAL DE LIGAÇÃO SECUND. SUBTERR.		
MUFLA PRIMÁRIO MUFLA SECUNDÁRIO		


	<b>ORIENTAÇÃO TÉCNICA - DISTRIBUIÇÃO</b>	Número: OTD 035.01.01	Folha: 7/8
	<b>CRITÉRIOS DE ELABORAÇÃO DE PROJETOS – ANEXO 16 SIMBOLOGIA E NOMENCLATURA</b>	Emissão: 03/10/2005	Revisão 06/02/2007

DESCRIÇÃO	PROJETADO	INSTALADO
ILUMINAÇÃO PÚBLICA		
RELÉ FOTOELÉTRICO INDIVIDUAL		
LUMINÁRIA Fluorescente F incandescente I vapor de mercúrio V vapor de sódio S Misto M	 CARACT.	
DIVERSOS		
USINA		
LINHA DE TRANSMISSÃO		 CARACT.
SUBESTAÇÃO SEM TENSÃO DE DISTRIBUIÇÃO		
SUBESTAÇÃO COM TENSÃO DE DISTRIBUIÇÃO		
LINHA DE DISTRIBUIÇÃO		 CARACT.
AVIÁRIO		
CAMPO DE FUTEBOL		
ATERRAMENTO TEMPORÁRIO MT (REDE PRIMÁRIA)		
ATERRAMENTO TEMPORÁRIO BT (REDE SECUNDÁRIA)		
ÁREA DE TRABALHO		ÁREA DE TRABALHO


	<b>ORIENTAÇÃO TÉCNICA - DISTRIBUIÇÃO</b>	<b>Número:</b> OTD 035.01.01	<b>Folha:</b> 8/8
	<b>CRITÉRIOS DE ELABORAÇÃO DE PROJETOS – ANEXO 16 SIMBOLOGIA E NOMENCLATURA</b>	<b>Emissão:</b> 03/10/2005	<b>Revisão</b> 06/02/2007

DESCRIÇÃO	PROJETADO		INSTALADO
DIVERSOS			
CONSUMIDOR PROVÁVEL	URBANO 	RURAL 	
CONSUMIDOR DE LUZ classe A classe B classe C			
CONSUMIDOR DE FORÇA – TRIFÁSICO E BIFÁSICO			
CONSUMIDOR CASA CONSTRUÍDA	 CASA CONSTRUÍDA	 CASA CONSTRUÍDA	
CONSUMIDOR CASA EM CONSTRUÇÃO	 CASA EM CONSTRUÇÃO	 CASA EM CONSTRUÇÃO	
CONSUMIDOR SOMENTE TERRENO	 CASA SOMENTE TERRENO	 CASA SOMENTE TERRENO	

#### Observações:

1) Todo elemento a ser retirado, deve ser indicado com o sinal  acima da descrição.

2) Todo elemento a instalar deve ser circundado com o sinal  .

3) Todo o elemento a ser reaproveitado, deve ser indicado com o sinal  acima da descrição.

4) Os esforços, os fluxos de corrente e os ângulos serão indicados da seguinte forma:



5) Os elementos existentes, em projetos serão indicados com a simbologia de cadastro.

